

Job Name _____
 Job Location _____
 Engineer _____
 Approval _____

Contractor _____
 Approval _____
 Contractor's P.O. No. _____
 Representative _____

LEAD FREE*

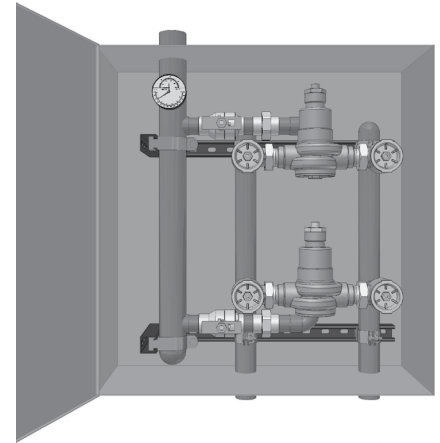
HydroGuard® XP Series

LFSH1430 2 Valve DV

Supply Fixture Wall Mount Cabinet

Features

- Features Lead Free* construction to comply with Lead Free* installation requirements.
- Paraffin-based advanced thermal actuation technology to sense and adjust outlet temperature
- Dirt and lime resistant poppet and seat design
- Virtual shutoff if supply pressure fails
- Vandal-resistant locking mechanism to secure temperature setting
- Factory tested as a complete unit
- Pressure/Temperature Gauge, Ball valves
- Stainless steel or white painted cabinet



Advanced Thermal Activation

Specifications

Connections	See chart on reverse
Maximum Hot Water Supply Temperature	200°F (93°C)
Minimum Hot Water Supply Temperature**	5°F (3°C) Above Set Point
Minimum Flow***	0.5 gpm (1.9 lpm)
Maximum Operating Pressure	125 psi (861 kPa)
Temperature Adjustment Range****	90 – 160°F (32 – 71°C)
Hot Water Inlet Temperature Range	120 – 180°F (49 – 82°C)
Cold Water Inlet Temperature Range	40 – 80°F (4 – 27°C)
Listing/Compliance (Valves Only)	ASSE 1017, CSA B125

* The wetted surface of this product contacted by consumable water contains less than one quarter of one percent (0.25%) of lead by weight.

** With Equal Pressure

*** Minimum flow when Hi/Lo valve is installed at or near hot water source recirculating tempered water with a properly sized continuously operating recirculating pump.

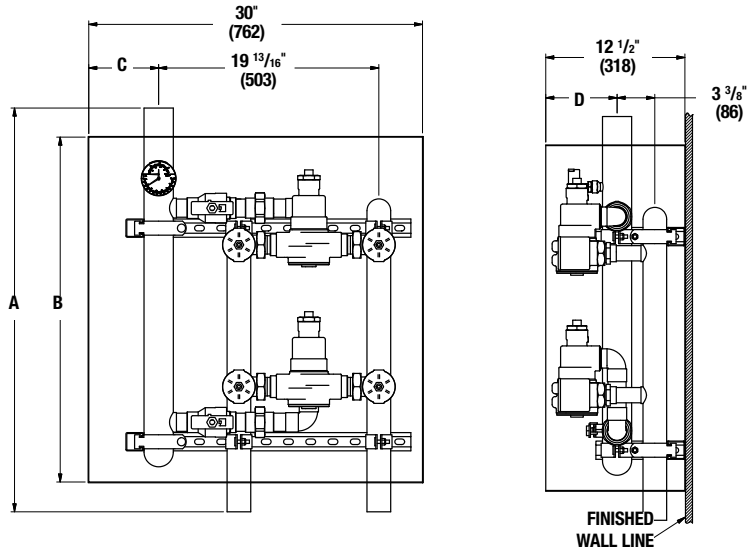
**** Note: Low limit cannot be less than the cold water temperature. For best operation, hot water should be at least 5°F (3°C) above desired set point.

Capacity

Flow Capacity at 50-50 Mixed Ratio								
Model	Min. Flow to ASSE 1017	Cv	Pressure Drop Across Valve					
			5 psi (34 kPa)	10 psi (69 kPa)	20 psi (138 kPa)	30 psi (207 kPa)	45 psi (310 kPa)	60 psi (414 kPa)
LFSH1432DV	2 gpm	27.4	61 gpm	87 gpm	123 gpm	150 gpm	184 gpm	213 gpm
	8 lpm		231 lpm	329 lpm	466 lpm	568 lpm	697 lpm	806 lpm
LFSH1434DV	2 gpm	37.4	84 gpm	118 gpm	167 gpm	205 gpm	251 gpm	290 gpm
	8 lpm		318 lpm	447 lpm	632 lpm	776 lpm	950 lpm	1098 lpm

Powers product specifications in U.S. customary units and metric are approximate and are provided for reference only. For precise measurements, please contact Powers Technical Service. Powers reserves the right to change or modify product design, construction, specifications, or materials without prior notice and without incurring any obligation to make such changes and modifications on Powers products previously or subsequently sold.

Dimensions



Valve	Inlets	Outlet	A	B	C	D
LFSH1432DV	1-1/2" (38)	2" (51)	35-1/4" (685)	30" (762)	5-1/8" (130)	6-5/8" (168)
LFSH1434DV	2" (51)	2-1/2" (64)	36-3/8" (924)	31" (787)	6-1/4" (159)	6-1/2" (165)

Note:
Dimensions are shown $\pm 1/2$ "
Dimensions in parentheses
are in mm

Ordering Information

Valve	Inlets	Outlet	Order Code
LFSH1432/LFSH1434	1-1/2" (40mm)	2" (50mm)	LFSH1432DV
LFSH1434/LFSH1434	2" (50mm)	2-1/2" (55mm)	LFSH1434DV

Finish

Rough Bronze

A

Piping

Bottom/Top

E

Cabinets

Stainless, Wall Mount

Painted, Wall Mount

Q

U

Alarm+

None

Aqua Sentry®2 for LFSH1432DV

0

6

View Port

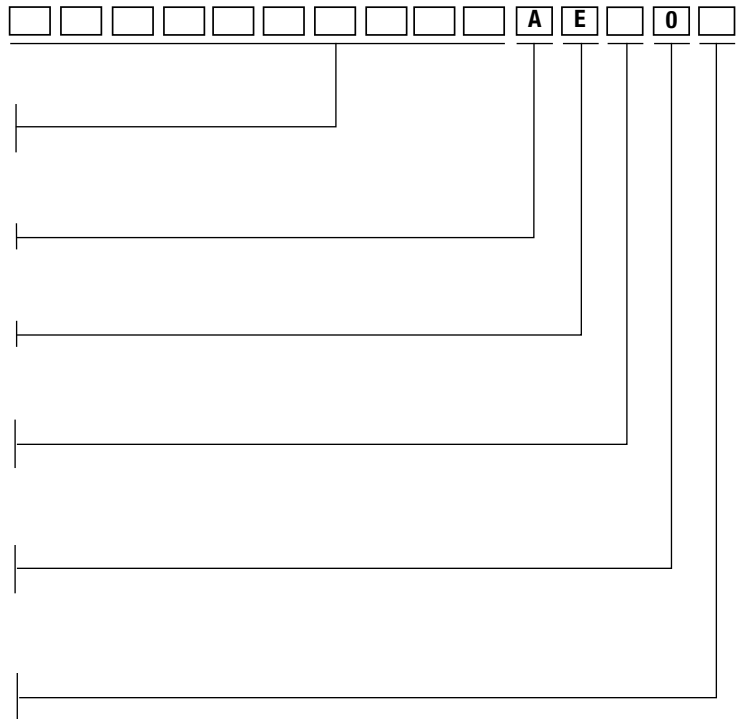
None

Window

0

W

+Not available with LFSH1434DV



Recirculation Piping Diagram

Please see Piping Diagram Section of this catalog.

Typical Specification

DV water temperature control system shall be factory assembled and tested and include a stainless steel or painted steel cabinet. It shall include two thermostatic mixing valves capable of maintaining water temperature to 5°F (3°C) above set point. DV shall include two HydroGuard® XP LFSH1430 Series Master-Tempering Valve with advanced, paraffin-based actuation technology. The valves shall be constructed using Lead Free* brass. Lead Free* brass valves shall comply with state codes and standards, where applicable, requiring reduced lead content. DV shall also include copper piping, ball valve(s) and temperature/pressure gauge for diagnostics. The tempering valve shall have union checkstops, an outlet temperature range of 90 – 160°F (32 – 71°C) (with lockable means), and a single seat design for positive shutoff. Valve shall be ASSE 1017 listed and CSA certified. Minimum flows to ASSE 1017 shall be 2.0 gpm (8 lpm) for LFSH1432 DV and LFSH1434 DV.

Valve shall be a Powers' model _____. All alternatives must have written approval prior to bidding.

POWERS™

A WATTS Brand

USA: Tel: (800) 669-5430 • Fax: (847) 229-0526 • PowersControls.com
Canada: Tel: (905) 332-4090 • Fax: (905) 332-7068 • PowersControls.com
Latin America: Tel: (52) 81-1001-8600 • PowersControls.com